

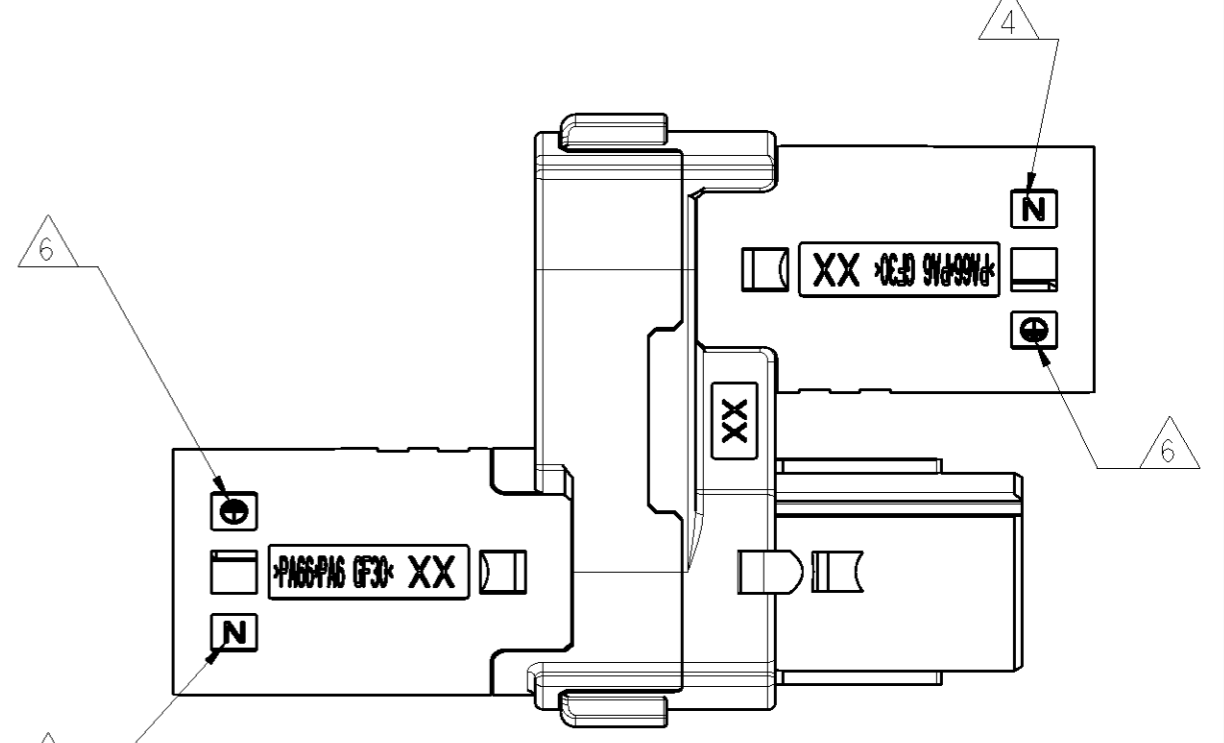
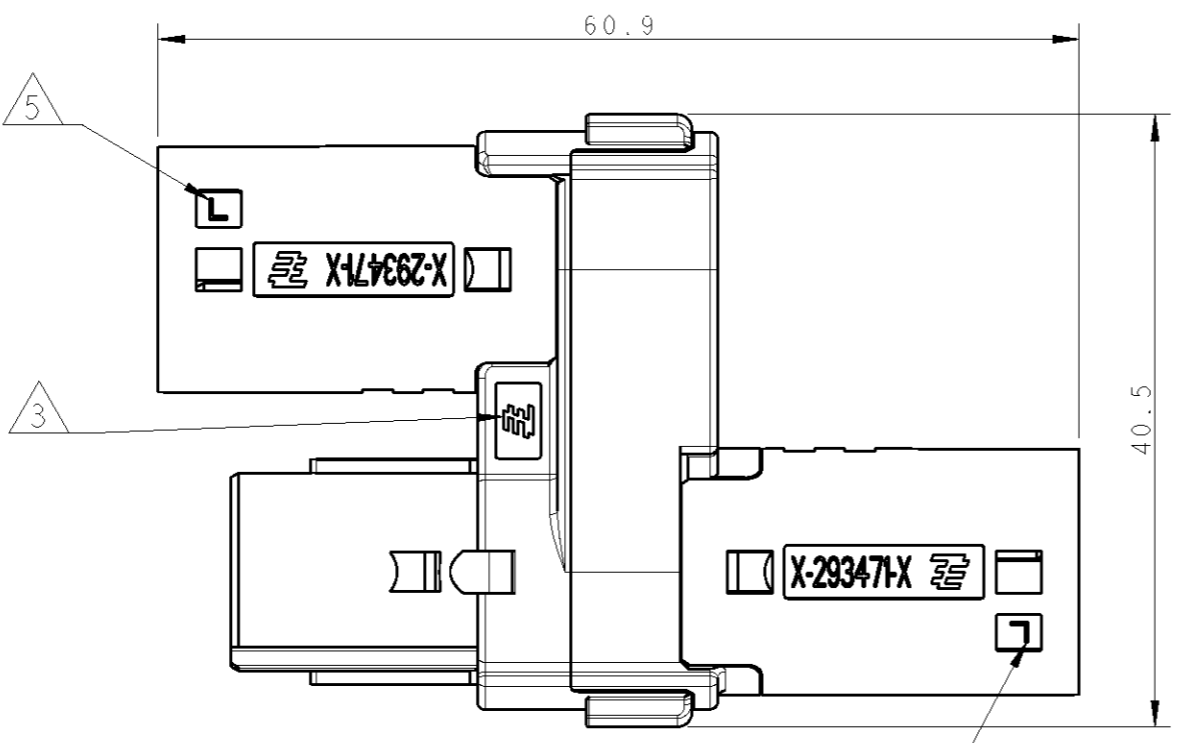
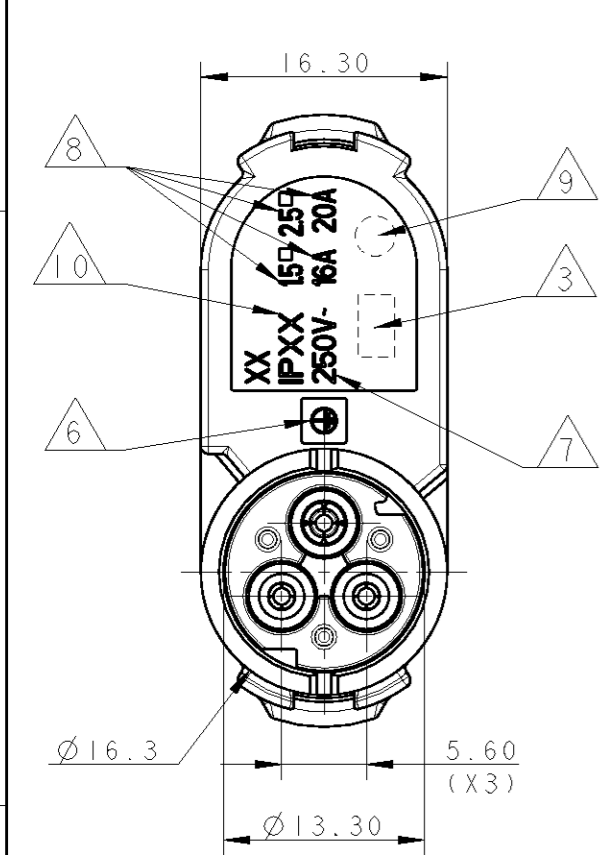
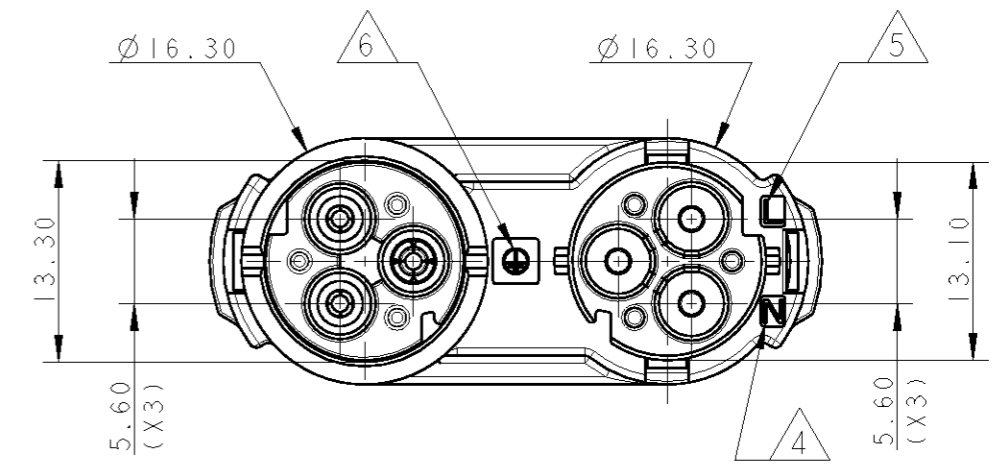
THIS DRAWING IS UNPUBLISHED. RELEASED FOR PUBLICATION 2011
 © COPYRIGHT 2011 Tyco Electronics AMP GmbH ALL RIGHTS RESERVED.

LOC	DIST	REVISIONS					
		P	LTR	DESCRIPTION	DATE	DWN	APVD
1	-		1	FIRST EMISSION	27JUL2011	MZ	GT

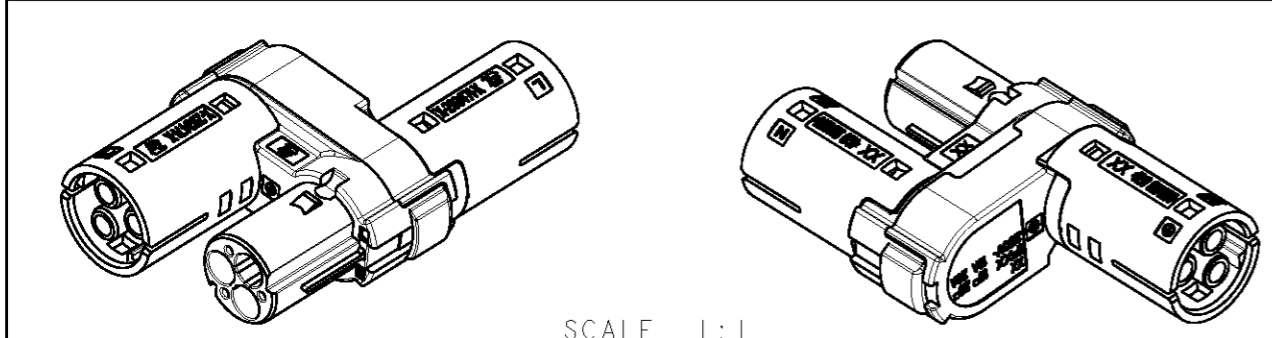
- NOTES:
- 1) MATERIAL: POLYAMIDE GLASS FILLED COLOUR BLACK
 - 2) PACKAGING: SEE TE PACKAGING SPECIFICATION 107-20...
 - 3) TE LOGO
 - 4) N CODE
 - 5) L CODE
 - 6) PE CODE
 - 7) RATED VOLTAGE

- 8) WIRE SIZE & RATED CURRENT
- 9) AREA FOR AGENCY APPROVAL LOGO
- 10) IP CODE
- 11) SOCKET CAP P/N 293596-1 (SEE DRWAING 293596 FOR REFERENCE) HAS TO BE ASSEMBLED TO GUARANTEE IP40 OR HIGHER DEGREE OF PROTECTION WHEN CONNECTOR HOUSING IS NOT MATED WITH COUNTERPART

NOT YET RELEASED FOR PRODUCTION **PRELIMINARY**



P/N 293795-1 AS SHOWN



SCALE 1:1

THIS DRAWING IS A CONTROLLED DOCUMENT.

DIMENSIONS:	TOLERANCES UNLESS OTHERWISE SPECIFIED:
mm	
	0 PLC ±-
	1 PLC ±0.3
	2 PLC ±0.20
	3 PLC ±-
	4 PLC ±-
	ANGLES ±3°
MATERIAL -	FINISH -

DWN	M. ZUCCA	27JUL2011
CHK	M. ZUCCA	27JUL2011
APVD	G. TURCO	27JUL2011
PRODUCT SPEC	-	
APPLICATION SPEC	-	
WEIGHT	-	

TE Connectivity		NAME	
		T-SPLITTER CONNECTOR SEALED VERSION NECTOR* M-LINE	
SIZE	CAGE CODE	DRAWING NO	RESTRICTED TO
A300779	C-293795		-

THIS DRAWING IS UNPUBLISHED.

RELEASED FOR PUBLICATION

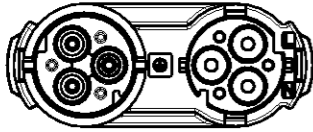
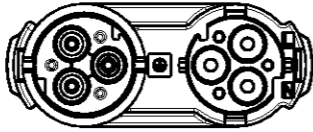
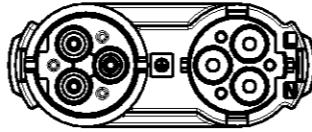
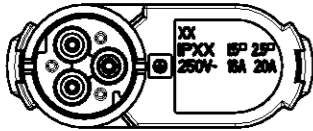
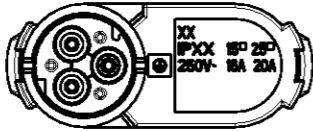
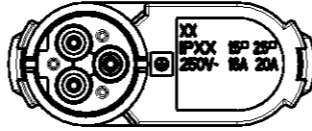
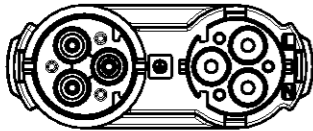
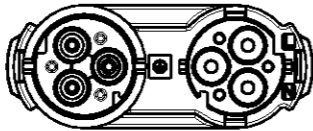
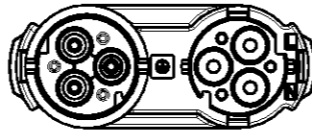
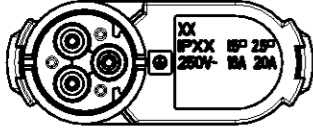
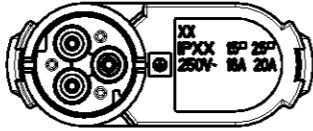
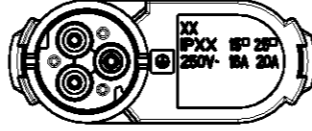
2011

© COPYRIGHT 2011 Tyco Electronics AMP GmbH

ALL RIGHTS RESERVED.







LOC	DIST	REVISIONS					
		P	LTR	DESCRIPTION	DATE	DWN	APVD
1	-	-	-	SEE SHEET 1	-	-	-


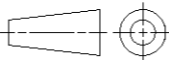
POLARIZATION KEYS SCALE 1:1

TYPE "A"	TYPE "B"	TYPE "C"
		
		
P/N 293795-1	P/N 293795-2	P/N 293795-3
TYPE "D"	TYPE "E"	TYPE "F"
		
		
P/N 293795-4	P/N 293795-5	P/N 293795-6

NOT YET RELEASED FOR PRODUCTION

PRELIMINARY

	BLACK	T-SPLITTER CONNECTOR SEALED VERS. NECTOR* M-LINE	F	1	293795-6
	BLACK	T-SPLITTER CONNECTOR SEALED VERS. NECTOR* M-LINE	E	1	293795-5
	BLACK	T-SPLITTER CONNECTOR SEALED VERS. NECTOR* M-LINE	D	1	293795-4
	BLACK	T-SPLITTER CONNECTOR SEALED VERS. NECTOR* M-LINE	C	1	293795-3
	BLACK	T-SPLITTER CONNECTOR SEALED VERS. NECTOR* M-LINE	B	1	293795-2
	BLACK	T-SPLITTER CONNECTOR SEALED VERS. NECTOR* M-LINE	A	1	293795-1
NOTE	COLOUR	DESCRIPTION	POL. KEYS	REV.	PART NUMBER

THIS DRAWING IS A CONTROLLED DOCUMENT.		DWN M. ZUCCA 27JUL2011	 TE Connectivity		
DIMENSIONS: mm		CHK M. ZUCCA 27JUL2011			
TOLERANCES UNLESS OTHERWISE SPECIFIED:		APVD G. TURCO 27JUL2011	NAME T-SPLITTER CONNECTOR SEALED VERSION NECTOR* M-LINE		
		PRODUCT SPEC -	RESTRICTED TO		
MATERIAL -		FINISH -	APPLICATION SPEC -		
0 PLC ±-		WEIGHT -	SIZE A300779	DRAWING NO C-293795	
1 PLC ±0.3		CUSTOMER DRAWING			
2 PLC ±0.20		SCALE 2:1			
3 PLC ±-		SHEET 2 OF 2			
4 PLC ±-		REV 1			
ANGLES ±3°					